

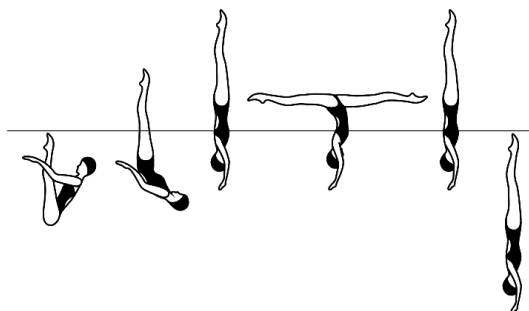
## 2018 – 2021 JUNIOR TECHNICAL ELEMENTS



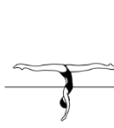


### GENERAL REQUIREMENTS

1. In World Junior Championships, Required Elements for Junior Categories are used.
2. Unless otherwise specified in the description of an element:
  - All figures or components thereof shall be executed according to the requirements described in appendices II-IV.
  - All elements shall be executed high and controlled, in uniform motion with each section clearly defined.
  - When a mistake occurs in required elements including a continuous spin, AS11.2 will be applied.
3. Required Elements #1 - #5 shall be judged within the Elements score.
4. Required Elements #1 - #5 are to be performed in the order listed.
  - It is strongly recommended, for clarity of judgment that Required Elements #1 - #5 are separated by other content.
5. For Solo, Duet, Mixed Duet only, Required Elements #1 - #5 shall be performed parallel to the sides of the pool where the panels of judges are seated.
6. Time limits as in AS 14.1.


### JUNIOR SOLO REQUIRED ELEMENTS





1. Starting in a **Submerged Back Pike Position** with the legs perpendicular to the surface, a Barracuda Airborne Split is executed. [DD 2.5]



						Total
NVT=	31.0	43.0	-	15.0	89	
PV =	3.48	4.83	-	1.69		

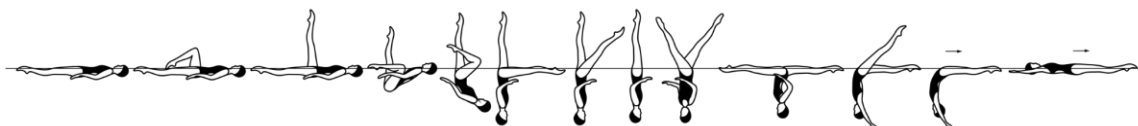
2. Starting in a **Vertical Position**, the body rotates 360° as the legs are lowered symmetrically to assume a **Split Position**. Continuing in the same direction an additional rotation of 360° is completed as the legs are raised symmetrically to assume a **Vertical Position**. Followed by a *Continuous Spin 1080°* (3) in the same direction. [DD 2.5]












				Total
NVT=	26.0	27.0	35.0	88
PV =	2.95	3.07	3.98	

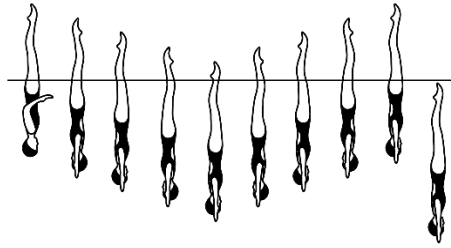
3. 141 - Stingray





A Flamingo is executed to a **Surface Flamingo Position**, travelling head first. With the ballet leg maintaining its vertical position, the hips are lifted as the trunk unrolls while the bent leg moves with the knee at the surface to assume a **Fishtail Position**. The horizontal leg is lifted in an arc over the surface. As it passes the vertical leg which moves symmetrically, a 180° rotation is started and is completed as a **Split Position** is assumed. A *Walkout Front* is executed. [DD 3.2]



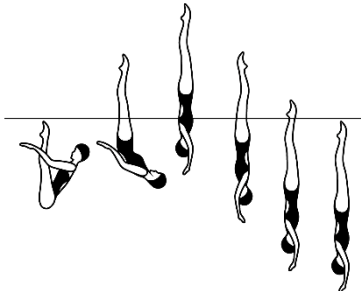
									Total
NV=	10.5	11.0	13.0	22.5	20.5	20.0	23.0	8.0	128.5
PV=	0.82	0.86	1.01	1.75	1.60	1.56	1.79	0.62	

4. Starting in a **Vertical Position** a *Combined Spin of 720°* (2 rotations + 2 rotations) is executed. [DD 1.9]







					Total
NVT=	42.0	-	14.0	56	
PV =	7.5	-	2.5		

5. Starting in a **Submerged Back Pike Position** with the legs perpendicular to the surface, a Barracuda Spin 360° is executed. [DD 2.0]

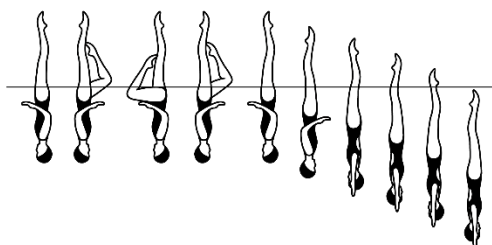






6.

					Total
NVT=	31.0	30.0	-	61	
PV =	5.08	4.92	-		

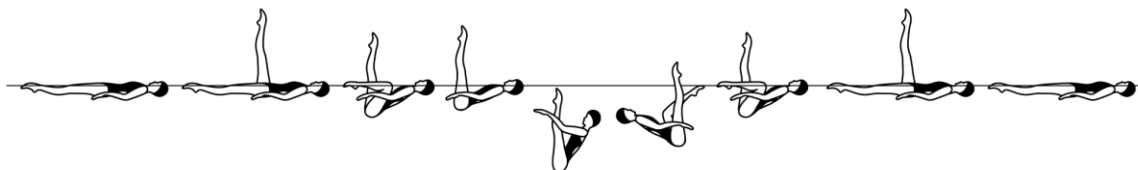
## JUNIOR DUET REQUIRED ELEMENTS









- 1 Starting in a **Vertical Position**, a *Full Twist* is executed as one leg is lowered to a **Bent Knee Vertical Position**. Continuing in the same direction an additional *Full Twist* is completed, as the bent knee is extended to a **Vertical Position**. Followed by a *Continuous Spin of 720°* (2 rotations) is executed. [DD 2.2]



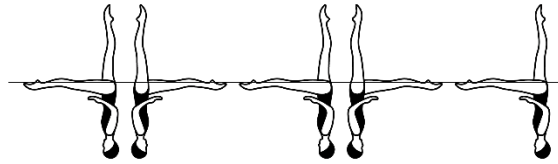
				Total
NVT=	20.5	22.0	31.0	73.5
PV =	2.79	2.99	4.22	



- 2 From a **Back Layout Position** a straight leg is lifted to a **Ballet Leg Position**. The shin of the horizontal leg is drawn along the surface to assume a **Surface Flamingo Position**. The bent knee is straightened to a **Surface Ballet Leg Double Position**. Maintaining the legs vertical, the body submerges to a **Submerged Back Pike Position** until the feet are just below the surface. Executing a 360° rotation the body rises to the surface simultaneously lowering one leg with foot at the surface to assume a **Surface Flamingo Position**. The horizontal leg is straightened horizontally to a **Ballet Leg Position**. The vertical leg is lowered straight to a **Back Layout Position**. Head first travel is allowed during the Ballet Leg sequence. [DD 2.9]



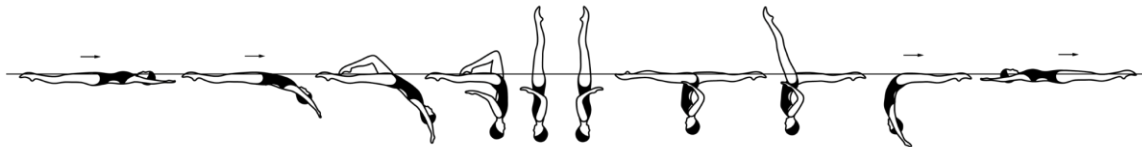
								Total
NVT=	18.5	13.0	13.0	15.0	18.5	13.0	18.5	109.5
PV =	1.69	1.19	1.19	1.37	1.69	1.19	1.69	








3. Starting and maintaining a **Fishtail Position**, with the horizontal leg leading toward the vertical leg, 2 rapid rotations (720°) are executed. [DD 1.8]



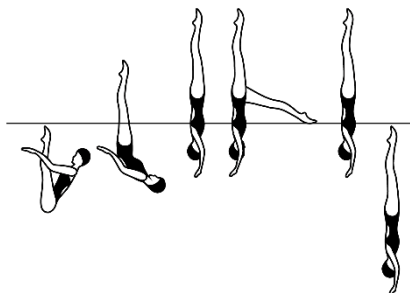
		Total
		
NVT=	50.0	50.0
PV =	10.0	






4. A Cyclone is executed to a **Vertical Position**. A *Half Twist* is executed. Continuing in the same direction an additional rotation of 180° is executed as the legs are symmetrically opened to assume a **Split Position**. A *Walkout Front* is executed. [DD 3.0]



							Total
							
NVT=	17.5	29.0	21.0	20.0	23.0	8.0	118.5
PV =	1.48	2.45	1.77	1.69	1.94	0.68	

5. Starting in a submerged **Back Pike Position** with the legs perpendicular to the surface, a Flying Fish is executed. [DD 2.5]

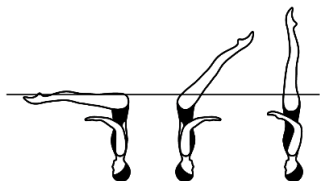




						Total
NVT=	31.0	44.0	-	15.0	90.0	
PV =	3.44	4.89	-	1.67		

6. The routine must contain a lift, jump or throw, this can be placed anywhere in the routine.
7. With the exception of the deck work, entry and the lift, jump or throw, all elements required and supplementary must be performed simultaneously and facing the same direction. Mirror actions are not permitted.


## JUNIOR MIXED DUET REQUIRED ELEMENTS








- 1 From **Front Pike Position** the legs are lifted to **Vertical Position** as a rotation of 360° is executed. [DD 1.5]



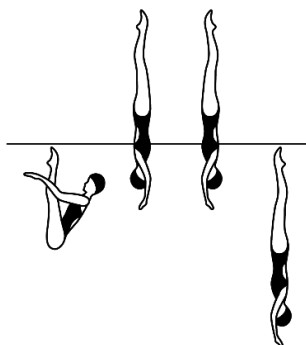
		Total
		
NVT=	35.0	35
PV =	10.0	





- 2 Ballet leg Sequence: A *Ballet Leg* is assumed followed by a rapid exchange to assume the *opposite Ballet Leg* as the vertical leg is lowered straight to horizontal. The horizontal leg is bent to assume a **Surface Flamingo Position**. The bent leg is straightened to a **Ballet Leg Double Position**. Maintaining the **Ballet Leg Double Position**, a rotation of 360° is executed. Travelling head first until the **Ballet Leg Double Position** is assumed. [DD 2.5]



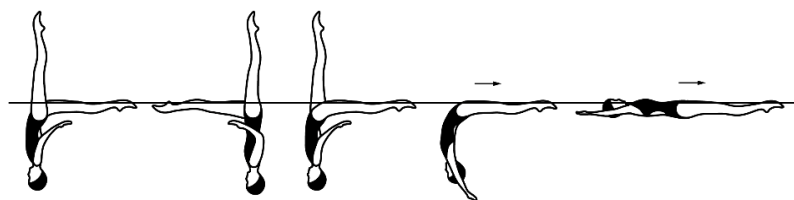
							Total
							
NVT=	10.5	11.0	17.0	13.0	13.0	24.0	88.5
PV =	1.19	1.24	1.92	1.47	1.47	2.71	

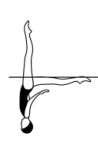


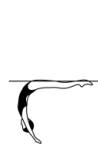

- 3 From a **Submerged Back Pike Position** with the legs perpendicular to the surface, a Barracuda Twirl is executed. [DD 2.4]



					Total
NVT=	31.0	36.0	15.0	82	
PV =	3.78	4.39	1.83		

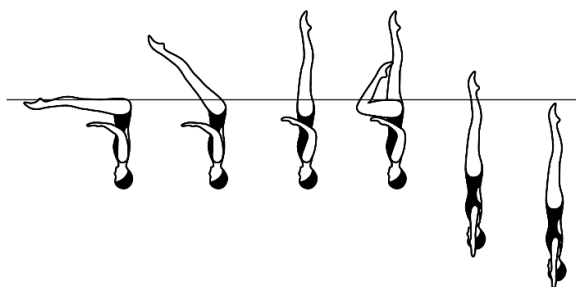
- 4 From a **Knight Position**, maintaining the vertical alignment of the body, the horizontal leg is moved in a 180° arc at the surface of the water to assume a **Fishtail Position**. Maintaining the angle between the legs, the horizontal leg moves to vertical as the vertical leg simultaneously continues its arc to the surface to assume a **Knight Position**. The vertical leg is lowered to assume a **Surface Arch Position**, with continuous motion a surface *arch to back layout finish action* is executed. [DD 2.2]







						Total
NVT=	18.0	31.0	18.5	8.0	75.5	
PV =	2.38	4.11	2.45	1.06		



5. From a **Front Pike Position** the legs are lifted to a **Vertical Position** -A *Full Twist* is executed as one leg is lowered to a **Bent Knee Vertical Position**, followed by a *Continuous Spin of 720° (2 rotations)* as the bent knee is joined to a **Vertical Position**. [DD 2.3]



					Total
NVT=	33.0	20.5	24.0	-	77.5
PV =	4.26	2.65	3.10	-	

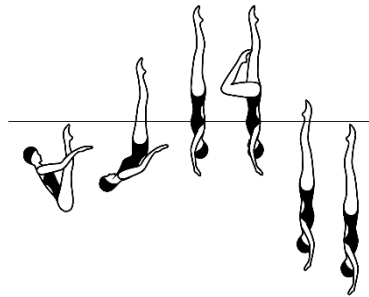
6. The routine must contain only one lift, jump, or throw, which can be placed anywhere in the routine.






7. The routine must contain at least one connected action, which can be placed anywhere in the routine. Connected Action: the swimmers must be touching in some manner during the performance of the element.

8. Required Elements #1 - #5 must be performed simultaneously and facing the same direction.

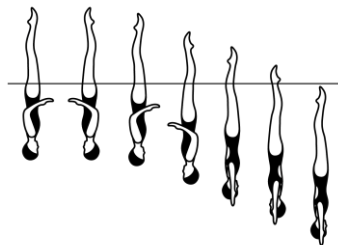
## JUNIOR TEAM REQUIRED ELEMENTS




- 1 Starting in a **Submerged Back Pike Position** with the legs perpendicular to the surface, a *Thrust* is executed to a **Vertical Position** and with no loss of height one leg is lowered to a **Bent Knee Vertical Position**. A rapid *180° Spin* is executed as the bent knee is extended to a **Vertical Position**. All movements are executed rapidly. [DD 2.3]



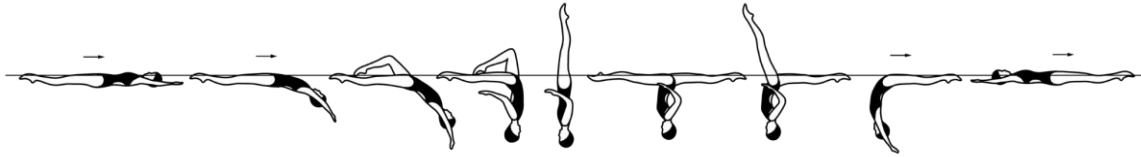
						Total
NVT		31.0	32.0	18.0	-	81
PV		3.83	3.95	2.22	-	







- 2 From a **Vertical position**, a *Twist Spin* is executed. [DD 1.8]



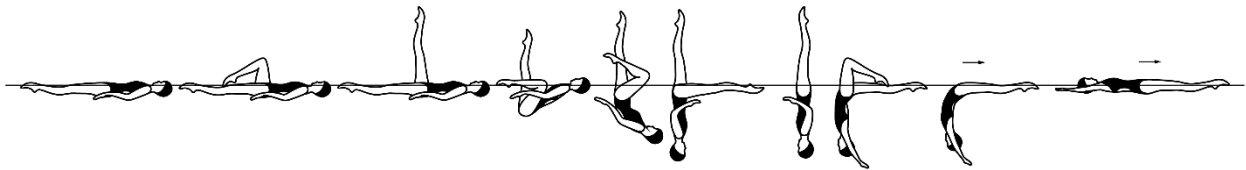
				Total
NVT		21.0	31.0	52
PV		4.04	5.96	










3 A Cyclone is executed to a **Vertical Position**, the legs are symmetrically lowered to a **Split Position**. A *Walkover Front* is executed. [DD 2.6]



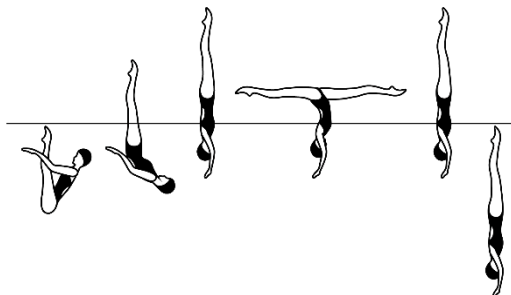
						Total
NVT	17.5	29.0	17.0	23.0	8.0	94.5
PV	1.85	3.07	1.80	2.43	0.85	


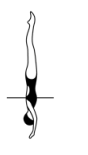
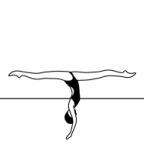


4 Manta Ray Hybrid: A Flamingo is executed to a **Surface Flamingo Position**, travelling head first. With the ballet leg maintaining its vertical position, the hips are lifted as the trunk unrolls while the bent leg moves with the knee at the surface to assume a **Fishtail Position**. The horizontal leg is lifted rapidly to a **Vertical Position**, as the body rotates 180°. The direction of the 180 rotation is closing into the vertical leg. (Note: A right flamingo start requires the right shoulder back during the 180° rotation and a left flamingo start requires the left shoulder back during the 180° rotation). The legs are lowered rapidly simultaneously to a **Bent Knee Surface Arch Position**. (Note: The **Bent Knee Surface Arch Position** can be assumed by using either leg). The bent knee is straightened to a **Surface Arch Position** and with continuous motion, an *Arch to Back Layout Finish Action* is executed. [DD 3.1]



									Total
NV=	10.5	11.0	13.0	22.5	21.5	21.0	14.5	8.0	122
PV=	0.86	0.90	1.07	1.84	1.76	1.72	1.19	0.66	

- 5 From a **Submerged Back Pike Position**, with the legs perpendicular to the surface, a Barracuda Airborne Split is executed. [DD 2.5]



						Total
NV=	31.0	43.0	-	15.0	89	
PV=	3.48	4.83	-	1.69		

- 6 The routine must contain only two acrobatic movements: one using all team members, and another two identical acrobatic movements performed simultaneously. These may be placed anywhere in the routine. Acrobatic movements: A general term for jumps, throws, lifts, stacks, platforms, etc., which are performed as spectacular gymnastic feats and/or risky actions, and are mostly achieved with assistance from other swimmer(s).
- 7 The routine must contain a Cadence Action with either arms, legs or both. This may be placed anywhere in the routine. Cadence Action: Identical movement(s) performed sequentially, one by one, by all team members. When more than one cadence action is performed, they must be consecutive and not separated by other optional or required elements. A second cadence action may begin before the first cadence action is completed by all team members but each team member must do the action of each cadence.
- 8 At least one circle and at least one straight line must be included in the routine.
- 9 With exception of the deck work, entry, the Acrobatic movements and the Cadence Action, all elements – required and supplementary – must be performed simultaneously and facing the same direction by all team members. Variations in propulsion and direction facing are permitted only during underwater pattern changes and underwater actions and making and finishing a circle. Mirror actions are not permitted with the exception of the circle.